












MORRIS MATTERS

WESTERN CAPE MAGAZINE

Volume 38 N°5 September - October 2024

MORRIS MINOR OWNERS CLUB WESTERN CAPE
Clubhouse: The Cape Multi-Motor Club, Jan Burger Sports Ground, De Grendel Road Parow North.
Web: www.morrisminor-wc.co.za **Facebook page:** MMOC Western Cape

COMMITTEE MEMBERS

Chairman	Vice Chairman	Secretary\ Events Co Ordinator
Frikkie Muller  gerdamuller76@gmail.com	Ron Clark  clarkfam@zsd.co.za	Gerda Muller  gerdamuller76@gmail.com
Treasurer	Membership	Regalia
Theo Smit  tfsmi@mweb.co.za	Su Prins  suprins@me.com	Mitford Roberts  mitfordr1951@gmail.com
Technical	Member	Member
Tony Harrison  tohar@telkomsa.net	Sandy Gush  sandragush@gmail.com	Willie Bouwer  milabouwer@gmail.com

CHAIRMAN'S CHATTER

In my last Chairman's Chatter, I said that spring is on its way, well, I lied. South Africa had the worst snowstorms in many years, and even all the Boland mountains were covered in snow. Ceres, which is famous for its cold winters, attracted many people to play in the snow.



At the last Multi Motorcar Club meeting, the Killarney Show was high priority on the agenda. In order to improve the grounds, they planted grass where the classic cars usually park which will help tremendously with the dustiness one usually associates with Killarney. We registered 15 cars in order to have enough space to set up the gazebos. The condition will definitely be better than previous years.

According to the photos and commentary of the members who attended the weekend at the Riebeek Valley Show it was a huge success. There were plenty of very goodlooking cars and our Morrisses didn't stand back one bit. Thanks to the organizing "sub-committee", Ron Clark also as radio presenter, Claire Hoffman and Mitford Roberts who helped with the booking of the accommodation and braai afterward.

A heartfelt thanks to my secretary, who is with her brand-new shoulder, firing on all four pistons again. We took a well-deserved road trip to the Wild Coast with Theo and Michele Smit and came back well-rested and ready for action again.

FRIKKIE MULLER

BIRTHDAY LIST

<u>SEPTEMBER</u>		<u>OCTOBER</u>	
Barry Fletcher	1	Jan Seidel	2
Maria McIntosh	2	Rupert Hill	3
Neil van der Walt	2	John Birkett	22
Elmarie Erasmus	4	Lou-Ann Joubert	26
Ron Clark	5	Nico Minnie	28
Peter Albert	9	Mika Calitz	31
George Marx	15		
Sarah Morris	15		
Charl Cilliers	18		
Kathleen Dorkin	16		
Gerda Muller	28		
Willie Bouwer	30		

GET WELL SOON

Looks like the warmer weather is doing us all well and everyone is as fit as can be. Frikkie, Gerda and Alec Berry were involved in a 3 car pile up on Sunday 22 September while stationary at a traffic light. Although no-one was seriously injured, there is some concern that the impact had injured Gerda's shoulder. We wish you all well and pray that no serious damage was done.

FORTHCOMING EVENTS

Saturday 28 September – Sandbaai Whales and Wheels Show

Sunday 20 October – Paardeberg Wine Cellars

Sunday 2 November – Horizon House Bazaar

Saturday 9 November – Agriculture Show at Uniondale

Sunday 17 November – Lunch at Doodles in Blouberg

Sunday 1 December – End of year function at Westlake Golf Club

For more details on each event, visit our website, www.morrisminor-wc.co.za and confirm your participation on the WhatsApp groups set up by Gerda.

TECHNICAL

Submitted by Tony Harrison

In our previous edition, there were some tips on tyres. Hope you found it interesting and useful. Here is an article taken from an old magazine on fitting an alternator.

Materials required:

1 reconditioned alternator

1 alternator rear mounting bracket

2 x ½ inch AF bolts

1 ½ inch long plus lock nuts

12 plain washers

The alternator can be easily obtained at a good discount outlet. A second hand one could be got from a scrapyard for less but with no guarantee. Ask your dealer for Unipart number GEU 201. The scrapyard is the place for the rear mounting bracket, look for late model Minis, 1100s, Allegros, etc. It usually takes 2 minutes to get it off once you've found one.

Step by Step Replacement

NOTE: These instructions give the wire colours as per 948cc Minors. Though the colours are different on the later models, the same general principal applies.

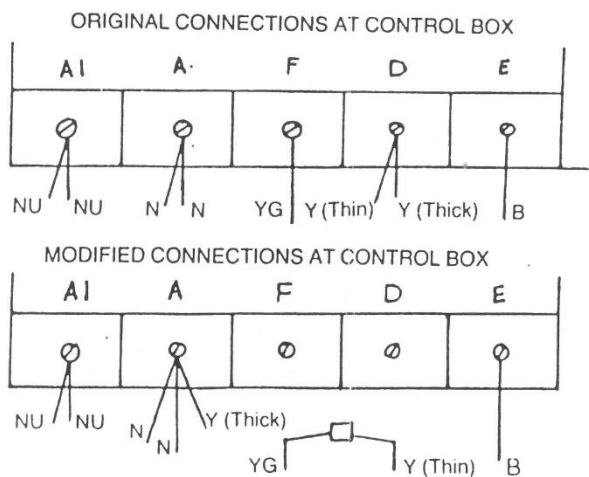
1. DISCONNECT THE BATTERY

2. Disconnect and remove dynamo.
3. Replace rear dynamo bracket with alternator bracket.
4. Mount the alternator and align the pulley with those on the crank and water pump using packing washers.
5. Replace the fan belt and tighten the securing bolts.
6. Connect yellow/green wire, originally to dynamo 'F' terminal, to the IND terminal on the alternator (small terminal – [1]).
7. Connect thick yellow wire, originally to dynamo 'D' terminal, to the +terminal on the alternator (middle terminal – [2]).
8. It may be necessary to run an extra wire directly from the battery positive terminal to terminal [3] on the alternator.
9. Now move to the regulator box.
10. Remove the wires from terminals 'D' and 'F'.
11. Join yellow/green wire from 'F' to the **THIN** wire from 'D' with a connector.
12. Connect **THICK** yellow wire from 'D' to terminal 'A'. This forms the main charging circuit from alternator to battery.

Now reverse the polarity if the car is positive earth.

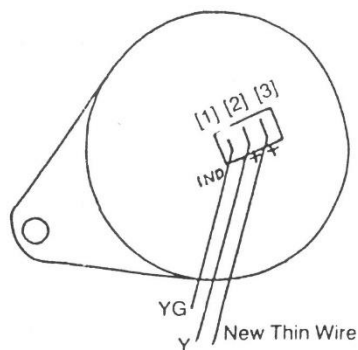
NOTE: Alternators do not work on positive earth.

1. Reverse the connections on the coil. At this point it may be necessary to relocate it as many cars were fitted with the coil mounted on a saddle on the dynamo. Bolt it to the bulkhead where it is accessible.
2. Check your radio and reverse the polarity. This is often easily achieved by the polarity switch on the rear of the radio. However, it may be necessary to switch round the feed wires inside it, which if you are uncertain of can be done by an expert. Other accessories may be polarity conscious and require similar modifications.
3. Check all work done so far carefully.
4. Reverse the battery and reconnect so that it is **NEGATIVE EARTH**.
5. Switch on and prove it all works.



CODE: N - Brown; U - Blue;
Y - Yellow; G - Green;
B - Black.

VIEW OF TERMINALS
ON REAR OF
ALTERNATOR



REGALIA

Flat Caps	R150.00
Baseball Caps	R 80.00
Union Jack/England Window Flags	R 30.00
Bumper Badges	R 180.00
Cap Badges	R 50.00
Dust Cap Remover	R 30.00
Cloth Rectangular Badge	R 35.00
Cloth Circular Badge	R 40.00
Key Ring	R 50.00

Bumper Stickers	R 20.00
Magnet / Pin Badge	R 50.00
Rear Window Sticker	R 20.00
Morris Fridge Magnet	R 20.00
Licence Disc Holder	R 20.00
Club Pens	R 25.00
LRP Replacement	R 140.00

**Any Regalia questions / needs call Mitford Roberts 083 268 0957
Email: mitfordr1951@gmail.com**

Some fun facts about people driving classic cars – according to Meta AI:

1. **Passion over practicality:** Classic car owners prioritize nostalgia and style over modern conveniences and reliability.
2. **Community spirit:** Many classic car owners join clubs and attend events to connect with like-minded enthusiasts.
3. **Restoration and maintenance:** Owners often spend countless hours and resources restoring and maintaining their vehicles.
4. **Emotional connection:** Classic cars evoke strong emotional bonds, often tied to memories or family heritage.
5. **Investment and appreciation:** Some classic cars appreciate in value over time, making them a unique investment opportunity.
6. **Driving experience:** Classic cars offer a distinct driving experience, with characteristics like manual transmissions and vintage handling.
7. **Attention and admiration:** Owners often receive attention and admiration from others, fostering a sense of pride.
8. **Preserving history:** Classic car owners help preserve automotive history and cultural heritage.
9. **Personal expression:** Classic cars serve as a means of self-expression and individuality.
10. **Intergenerational connections:** Classic cars can bridge gaps between generations, sharing a common interest.

TRIP TO PHILADELPHIA TO LUNCH AT GOODWOOD SPORTS CLUB

By Gerda Muller

We met at the Clubhouse and took the road through the beautiful canola fields to Philadelphia. To my mind nothing beats this route in the Boland, not even a drive along the coast.... but that's just me! I like yellow and it shows that spring is on its way.

At Philadelphia we met up with Peter van Veyeren, Elmarie and Tony Erasmus and Peter Albert and Yvonne Bootcov.

There is a 1972 song by Stealers Wheel with the lyrics :

“Clowns to the left of me,

Jokers to the right,

Here I am, stuck in the middle with you.”

When one gets to Philadelphia, a natural phenomenon happens..... “Boys to the left of me, ladies to the right” right into the Magical Mineral shop which boasts with a unique collection of crystals, minerals & fossils from across the globe as well as jewelry, clothing, plants & gifts.



The “Boys to the right” were drawn to the corner (“...on the left of me...”), hands in pockets, sipping coffee, not giving a toss about what the “...girls to the right...” are doing. Needless to say, most of the “girls” were mesmerized into buying something.

After a very enjoyable shopping trip, we drove back through Blaauwberg for a delicious lunch at Goodwood Sport Club, organized by Willie Bower.

Philadelphia, we'll see your again.





FRIKKIE'S MORRIS MINOR JOURNEY continued.....

Frikkie Muller

One of our previous Chairmen, Steve Leibbrandt, was a motor salesperson and he came across a 2-door with the body already repaired up to the grey undercoat. A dismantled engine was stored inside the car. With the help of Steve's A-frame and Isuzu pickup, Morris Nr. 3 joined the collection in my backyard, to Gerda's dismay.

This new addition to my collection was completely restored and painted blue and was christened Smokie because he was a show-off and he was a nippy little car. I fitted it with mag rims and disc brakes, and an 1100-cylinder head. He took us to George Car Show and back quite a few times and many other outings.

I sold Amber to Su Prins, who fell in head over heels in love with her. Su decided to call her Lulu and she is still smitten with her little car. She drove all the way to Graaff Reinet National Rally with her and Lulu performed like a dream. I still keep my hand on her as she stays here with her brothers and sisters as Su doesn't have anywhere to park her in the complex where she lives.



However, my biggest dream was to have a traveler and low and behold, Steve Leibbrandt's traveler became available and I had to make a choice – Smokie or the traveler. The traveler won and Smokie was sold sans mag rims but with steel rims and new tyres to none other than Llewellyn Buckley.

In the meantime, without Gerda's knowledge, I bought a 1961 panel-van without engine or electrical components, just the chassis, the cab and the nose. This underhandedly acquired panel-van-to-be was stored at Westcliff School again and with the help of the learners, over

a few years, it was half restored but because I retired, I had to bring it home. The small problem of breaking the news to Gerda, was solved once and for all when Facebook and Gumtree revealed the value of a panel-van. From beginning to end, it took me seven years to renovate Winston (car nr. 4) to its former glory.


All the while, the traveler, which was car number 5, was waiting in the background for much needed attention. I heard of a completely rusted 1961 2-door for sale, but it had a good condition 1100 engine, rib gearbox, 1100 front brakes and 1100 diff. It was “transplanted” into the traveler to be ready for the 2020 National Rally. I named her Maggie, after my late mother. Maggie will stay in the family till the end.

Since then, I was contacted by 3 different car owners from whom I bought a green 2-door, a grey 2-door and grey 4-door. They are all runners, just waiting to be completed to get new owners.

TRUE MORRIS PASSION

Tony Harrison is one of the founding members of the Morris Club Western Cape back in the day and here are some memories that he has shared with us which shows the true passion he and his family have for the Morris Minor.

This picture shows me with my head sticking out of the broken left windscreen. The glass in those days was Armourplate, not Shatterprufe, so not very safe for sure. My sister Helen is on the left of the photo.



My Dad repaired and rebuilt the car, using the later front fenders with headlamps in them and the car then looked more like the one showing it in De Doorns in 1966. I inherited the car in 1966 after my Dad had passed it on to my Mom when he got his Minor 1000 (1958 model).



A young Tony

Something for the ladies and gents who enjoy baking but please read through the whole recipe before attempting the bake.

FRUIT CAKE RECIPE

1 Cup water
1 Cup sugar
4 Large eggs
2 Cups dried fruit
1 Teaspoon baking powder
1 Teaspoon salt
1 Cup brown sugar
Lemon juice
Nuts
1 Gallon whiskey

Method:

Sample the whiskey to check for quality.
Take a large bowl – check the whiskey again to be sure it is of the highest quality.
Pour one level cup and drink. – Repeat.
Turn on the electric mixer, beat 1 cup butter in a large, fluffy bowl.
Add 1 teaspoon sugar and beat again.
Make sure the whiskey is still OK. Try another tup.
Turn off mixer.
Break 2 legs and add to the bowl and chuck in the cup of dried fruit.
Mix on the turner.
If the fried druit gets stuck in the beaterer, pry it loose with a drewscriver.
Sample the whiskey to check for tonsisticity – next, sift 2 cups of salt
Or
Something, who cares? Check the whiskey.
Now sift the lemon juice and strain your nuts.
Add one table. Spoon. Of sugar or something. Whatever you can find.
Grease the oven.
Turn the cake tin to 350 degrees. Don't forget to beat off the turner.
Throw the bowl out of the window. Check the whiskey again.
Go to bed.
Who the hell likes fruitcake anyway?

CLASSIFIED ADS

From: Tony Thorburn MMOC PE.

I have decided to sell my 1958 Morris Minor 1000 Van. The vehicle is in excellent restored condition and is to original specs, except for front disc brakes.

The selling price is R150 000.00.

I can be contacted on 0836510320 to provide more details on the vehicle.

